


Open Badge Network & OpenVM: Opening education for developing, assessing and recognising virtual mobility skills in higher education

Prof. Dr. Ilona Buchem
Beuth University of Applied Sciences Berlin



Coordination Webinar

Erasmus+ Funded Projects on Micro-credentials

11 May 2020





Open
Badge
Network



Erasmus+

OPEN BADGE NETWORK



We Issue  OpenBadges

visit us <http://www.openbadgenetwork.com>

Welcome About us News & Events Resources Outputs Join us MOOC

Welcome to the Open Badge Network

The Open Badge Network (OBN) is an European strategic partnership dedicated to Open Badges and funded under the European Erasmus + Program. Open Badge Network (OBN) brings together organisations from across Europe to support the development of an Open Badge ecosystem, promoting the use of Open Badges in formal, non-formal and informal learning.

Mozilla Open Badges is an open standard that allows diverse types of skills, competencies and achievements to be recognised and shared across the web. Schools, universities, employers and informal learning providers globally are using Open Badges to capture lifelong learning which may be unrecognised by traditional forms of credentialing.


Open Badge Network (OBN) aims to provide a trusted source of independent information, tools and informed practice to support individuals and organisations who are interested in creating, issuing, earning, endorsing and using Open Badges in Europe and beyond.

You can see who is already issuing Open Badges on the interactive online [Inventory of Open Badge Projects](#) (see the map below) and share your planned or already running Open Badge projects too.

We are looking for individuals and organisations from across Europe to join us and help us build the Open Badge Network further! It doesn't matter whether you are an Open Badge novice or an expert, if you are interested in Open Badges and would like to support the Mission included in the [OBN Charta](#) – you are very welcome you as a member of the Open Badge Network!

Please register here: [OBN community registration](#).








OPEN BADGES OUTPUTS



[Home](#) / [Outputs](#)

Outputs


The key intellectual outputs of the Open Badge Network Erasmus+ project (2014 – 2017) are:

- ›  Output 1: [Open Badge Network Framework and Leadership](#)
- ›  Output 2: [Open Badge Network Infrastructure](#)
- ›  Output 3: [Open Badges for Individuals and Organisations](#)
- ›  Output 4: [Open Badges in Territories](#)
- ›  Output 5: [Establishing Open Badges at Policy Levels](#)
- ›  Output 6: [European Open Badge Network](#)
- ›  Output 7: [Research, Evaluation and Quality](#)



The creation of these resources has been (partially) funded by the ERASMUS+ grant program of the European Union under grant no. 2014-1-DE01-KA200-000675. Neither the European Commission nor the project's national funding agency DAAD are responsible for the content or liable for any losses or damage resulting of the use of these resources.

OPEN BADGES USE CASES

Welcome ▾About us ▾News & Events ▾Resources ▾**Outputs**Join us ▾MOOC ▾

02-A1 Use Cases


The provision of the Open Badge Infrastructure started with the collection of use cases, i.e. the structured description of processes required for the design, delivery and exploitation of Open Badges. Use cases were used to integrate, configure and adapt the existing tools and services to match the elicited requirements. The requirements that couldn't be integrated (for example, current issues with the backpack federation) were used to feed-in future developments in the Open Badge Infrastructure. To describe all use cases in one format, a uniform template was developed and published on the OBN portal, so that not only project partners but also members of the Open Badge Network and a larger Open Badges community can download the template, describe their use case and upload it to the OBN portal. Additionally we created a Google Form to enable easy submission and collection of use cases online. Use cases collected within the OBN project can be downloaded from Open Badge Network portal.

📁 Use Cases collected within the OBN project can be downloaded from here compiled in one file: [02-A1 Use Cases_for_OBN_portal](#).


📁 Here are all use cases as separate files:

- [02-A1-01 Automatic MOOC Badging](#)
- [02-A1-02 Badge application for RPL](#)
- [02-A1-03 Building a portfolio from badges](#)
- [02-A1-04 Centralised management](#)
- [02-A1-05 Collaborative design of badges](#)
- [02-A1-06 Competency Framework 2016](#)
- [02-A1-07 Diploma Supplement badge](#)
- [02-A1-08 Employers reviewing badges](#)
- [02-A1-09 Hygiene management](#)
- [02-A1-10 Language proficiency badges](#)
- [02-A1-11 Open Badges in Distance Education](#)
- [02-A1-12 Open Badges in schools and HE](#)
- [02-A1-13 Organisations sharing the badges they created](#)
- [02-A1-14 Presentation and Participation](#)
- [02-A1-15 Rewarding students with Geo4work project](#)
- [02-A1-16 Rewarding students who help other students](#)
- [02-A1-17 Using badges as a way to express social or political statements](#)
- [02-A1-18 Validation of in-house training](#)

We invite you to share your use case with the OBN Community. Please fill in this [googleform](#) to submit information:

Open
Badge
Network

OPEN BADGES MOOC / PART 1

Welcome ▾About us ▾News & Events ▾Resources ▾Outputs ▾Join us ▾MOOCGood Practice

Session 1 – Employers’ engagement with Open Badges










[Home](#) / [LP Courses](#) / [OBN MOOC](#) / Session 1 – Employers’ engagement with Open Badges

0 student

[Overview](#)[Curriculum](#)[Instructor](#)[Reviews](#)







A - What are Open Badges and why would I use them?

Module A is designed for two weeks

 A0 Activity: Your Badge Story	01 hour	Preview
 A1 Activity: Can Open Badges open up employment opportunities?	02 hour	
 A2 Activity: Discover how to get Started Issuing your own Badges	01 hour	
 A3 Activity: Earn your Badge Explorer Badge!	01 hour	
 A4 Activity: Your Badge Story	01 hour	


B - Who are using badges and how do we ensure quality in badge initiatives?

Module B is designed for two weeks

 B1 Activity: Who is using Open Badges? Siemens’ perspective on badges and quality	02 hour	
 B2 Activity: Find employers who are using badges!	02 hour	
 B3 Activity: Quality Survey on Open Badges	01 hour	

C - How do I design badges?

OPEN BADGES MOOC / PART 2

Welcome ▾About us ▾News & Events ▾Resources ▾Outputs ▾Join us ▾MOOCGood Practice











Session 2 – Policy & Open Badges

[Home](#) / [LP Courses](#) / [OBN MOOC](#) / Session 2 – Policy & Open Badges











0 student

OverviewCurriculumInstructorReviews

Module A – Discussion Paper & Common Issues


 A1 Activity: Policy Green Paper	02 hour 
 A2 Activity: Webinar around Policy Green Paper	01 hour 30 min 
 A3 Activity: Value & Trust	01 hour 30 min 
 A4 Activity: Privacy & Risks	01 hour 
 A5 Activity: Survey for OBN Policy White Paper	01 hour 

Module B – Implementation & value increasing aspects

 B1 Activity: Webinar on Implementation aspects	01 hour 30 min 
 B2 Activity: Learning Outcomes	01 hour 30 min 
 B3 Activity: Assessment	01 hour 
 B4 Activity: Internationalisation	01 hour 
 B5 Activity: Life span of Badges	01 hour 

Module C – Open Badges within EU Policy

OPEN BADGES MOOC / PART 3

Welcome ▾About us ▾News & Events ▾Resources ▾Outputs ▾Join us ▾MOOCGood Practice










Session 3 – Open Badges in Higher Education

[Home](#) / [LP Courses](#) / [OBN MOOC](#) / Session 3 – Open Badges in Higher Education









0 student

OverviewCurriculumInstructorReviews



Module A – Use Cases

 A0 Activity: Before You Begin with Module A	02 hour Preview
 A1 Activity: Use Cases for Open Badges In Higher Education	02 hour 
 A2 Activity: Webinar – Use Cases for Open Badges In Higher Education	01 hour 
 A3 Activity: Follow-Up Chat – Uses for Open Badges In Higher Education	01 hour 
 A4 Activity: Designing Use Cases for Open Badges In Higher Education	02 hour 

Module B – Quality Assurance

 B1 Activity: Quality of Open Badges in Higher Education	03 hour 
 B2 Activity: Webinar – Open Badge Standard and Quality Issues	01 hour 
 B3 Activity: Follow-Up Chat – How to Design High-Quality Open Badges?	01 hour 
 B4 Activity: Quality Recommendations for Open Badges in Higher Education	03 hour 

Module C – Competency Frameworks

 C1 Activity: Webinar – Competency Alignment for Open Badges	01 hour 
---	---

OPEN BADGES AROUND THE WORLD

**BadgetheWorld** ←

Share About Twitter Contact Search

Search for Pins and Topics

Filter Pins by Time:

 All Pledges

 Pledges Today

 Pledges this Month

 Pledges this Year

Filter Pins by Country:

All

Filter Pins by Topic:

 Charitable Project

 Citizenship

 Education Formal

 Education Informal



Filter Pins by Topic:

 Charitable Project

 Citizenship

 Education Formal

 Education Informal

 Engagement


 Other


 Social Inclusion

 Workforce Development

Co-funded by the Erasmus+ Programme of the European Union©2017 MAPQUEST, © MAPBOX, © OPENSTREETMAP | TERMS

OPEN VIRTUAL MOBILITY PROJECT


[Join Our Newsletter](#)

**OPEN VIRTUAL MOBILITY**
ACCESSIBLE OPPORTUNITIES FOR VIRTUAL MOBILITY SKILLS IN HIGHER EDUCATION

[Learning Hub](#) [YouTube](#)


[HOME](#) [ABOUT](#) [VIRTUAL MOBILITY](#) [LEARNING HUB](#) [OPEN CREDENTIALS](#) [OUTPUTS](#) [OPEN EDUCATIONAL RESOURCES](#) [PUBLICATIONS](#) [EVENTS](#) [CONTACT](#)

Latest News



MEANINGFUL GAMIFICATION IN MOOCS.
DESIGNING AND EXAMINING LEARNER ENGAGEMENT IN THE OPEN VIRTUAL MOBILITY LEARNING HUB


MEANINGFUL GAMIFICATION IN OPENVM MOOCS (INTED2020 PAPER)
By: Ilona Buchem / On: April-29, 2020




Accessible Opportunities for Virtual Mobility Skills in Higher Education

Open Virtual Mobility

OPENVM BROCHURE



07: QUALITY AND SUSTAINABILITY




Open Virtual Mobility

OpenVM: e-assessment of competences for Open Virtual Mobility - Workshop -

EDEN Annual Conference, Bruges 17th June 2019


MULTIPLIER EVENT ON E-ASSESSMENT OF COMPETENCES FOR OPEN VIRTUAL MOBILITY AT EDEN 2019 BRUGES



Transforming Higher Education in a Digital Age

December 9 - 10, 2019


OPENVM AT THE STRATEGY CONFERENCE 2019 IN BERLIN



Facilitating internationalisation: The role of ... for virtual mobility of students and ...

OEB2019 Workshop, 27 November 2019

OPENVM MULTIPLIER EVENT AT ONLINE EDUCA BERLIN 2019




PREPARATION AND IMPLEMENTATION OF THE PILOT-PHASE

[VIEW ALL](#)

[Welcome to Open Virtual Mobility](#)

[twitter feed @openVM_erasmus](#)

Open Virtual Mobility (openVM) is a European strategic partnership dedicated to creating accessible opportunities for achievement of

 **Open Virtual Mobility_Erasmus+** [Follow](#)

[Applications](#)

<https://www.openvirtualmobility.eu/>

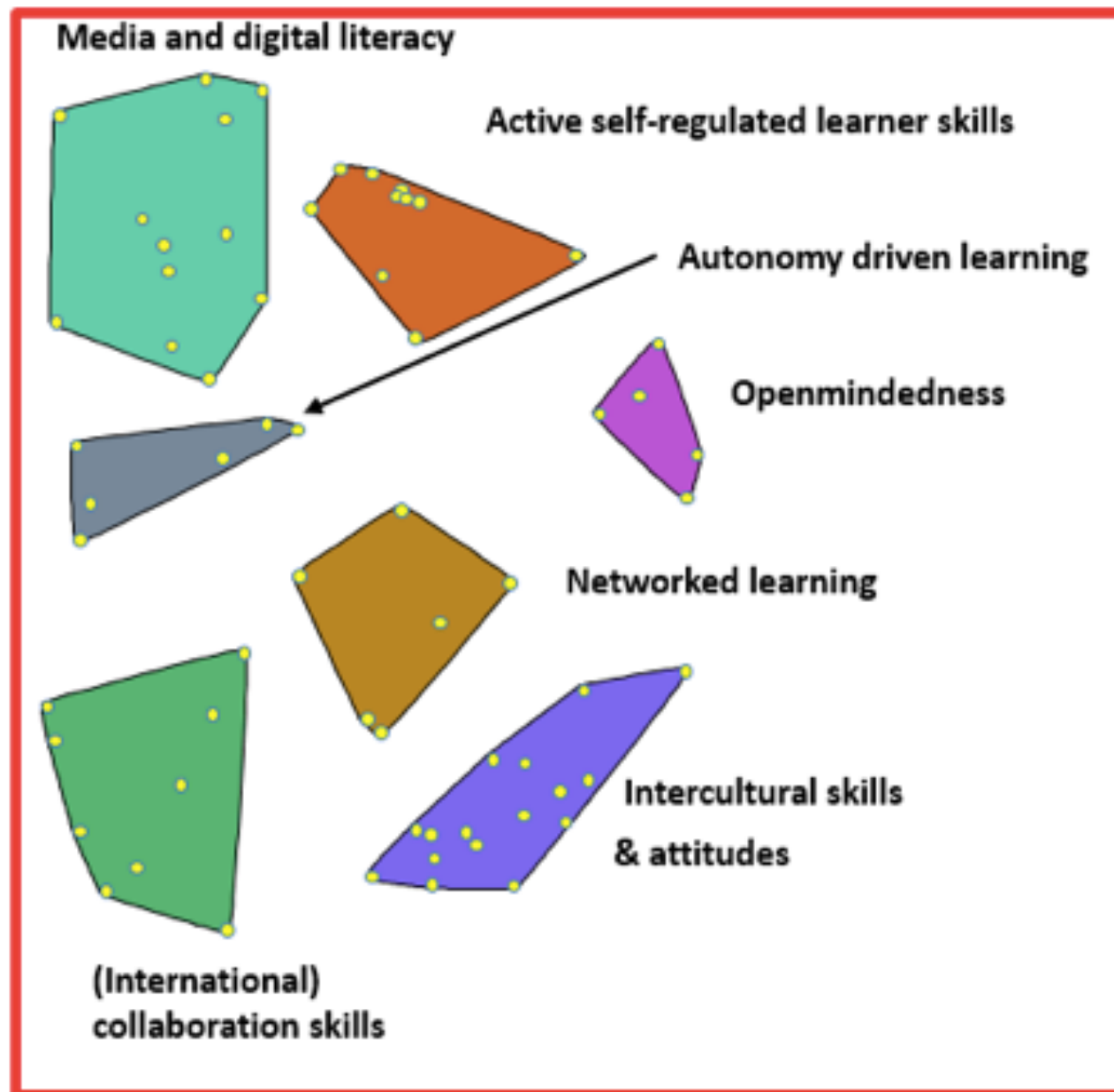
Ilona Buchem CC BY-SA 4.0

OPEN VIRTUAL MOBILITY LEARNING HUB

Open Virtual Mobility Learning Hub



OPEN VIRTUAL MOBILITY SKILLS

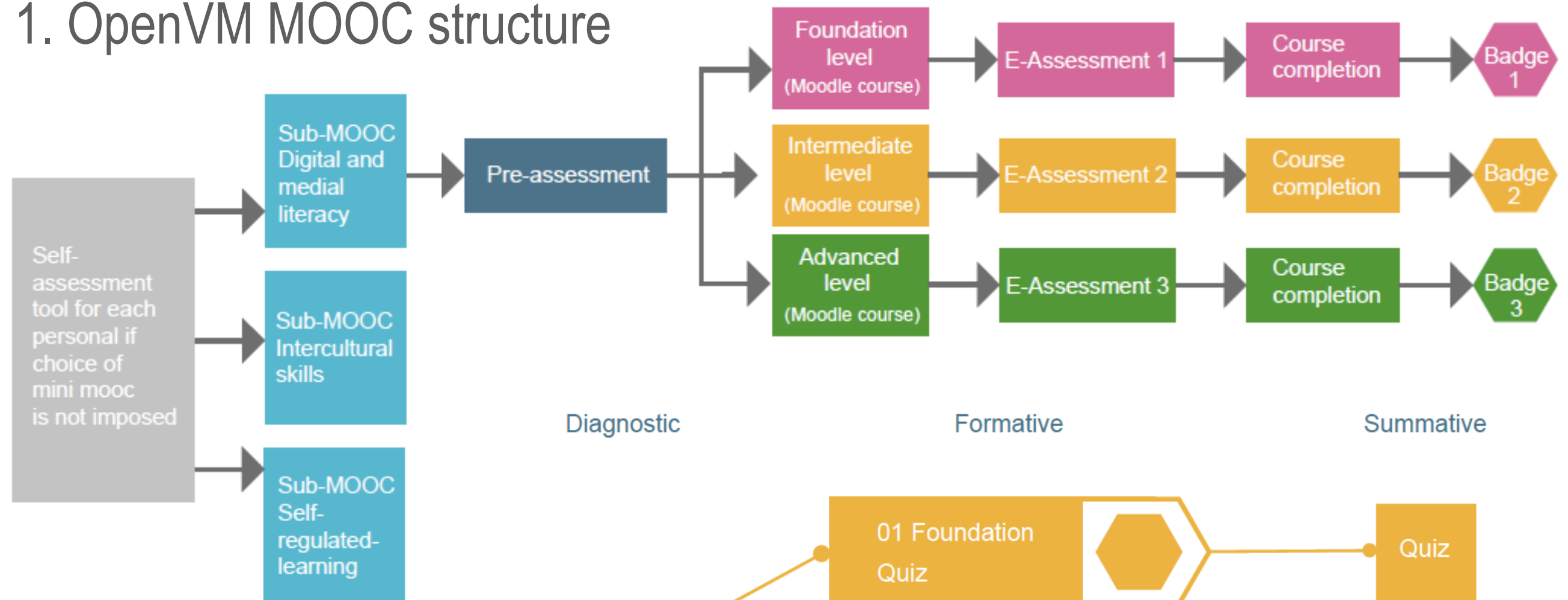


OpenVM competencies and mini-MOOCs:

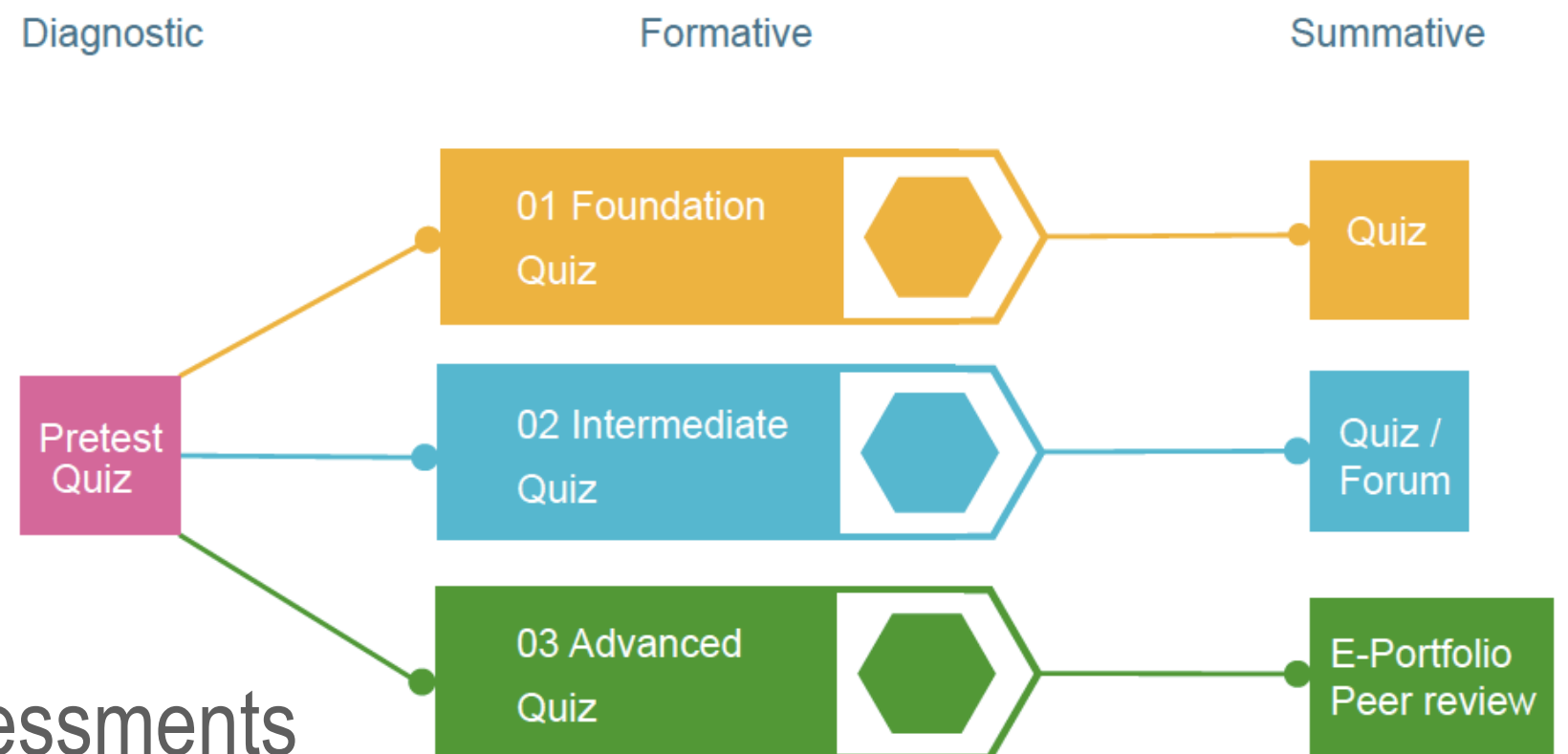
1. Media and digital literacy
2. Active self-regulated learning skills
3. Autonomy-driven learning
4. Networked learning
5. Intercultural skills and attitude
6. Interactive and collaborative learning in an authentic international environment
7. Open-mindedness
8. Open virtual mobility knowledge

OPEN VIRTUAL MOBILITY MOOCS

1. OpenVM MOOC structure



2. Types of e-assessments



OPEN VIRTUAL MOBILITY MOOCS



English (en) Ilona Buchem

CL-FL

Participants

Grades

Welcome to the MOOC - Collaborative Learning - Foundation Level

ICT and collaborative learning: a case study of a class blog

The Jigsaw method

Online Collaboration

Dashboard

Site home

Calendar

Private files

My courses

IS-WL

IS-FL

IS-IL

IS-AL

Collaborative learning - Foundation Level

[Dashboard](#) / [My courses](#) / [CL-FL](#)

Welcome to the MOOC - Collaborative Learning - Foundation Level



Learning objectives

- Acquire an awareness of the transformative potential of collaboration;
- Enhance team skills;
- Experience different learning methodologies;



Course materials

- 2 Textual resources
- 1 Video

In this part of the course, you will watch introductory videos and read fundamental texts necessary to start developing collaborative learning skills. You will also participate in discussion forums and self-assess your skills. You can try the quiz as many times as you need until you pass the exam. You need to correctly answer at least 50% of the questions in each quiz to get the badge.



Time to finish the course

You have to study for approximately 80 minutes. When you complete all the activities, you could earn the foundation level badge for the MOOC "Collaborative learning"



Discussion Forum (Foundation Level)

Dear participants, you can use this space to write your questions regarding the learning path, technical issues, assessment, and badges. A tutor will provide you guidance!

You are now in the foundation level

✓ After you have completed the foundation level, you will be ready to join the **Collaborative learning - Intermediate Level**

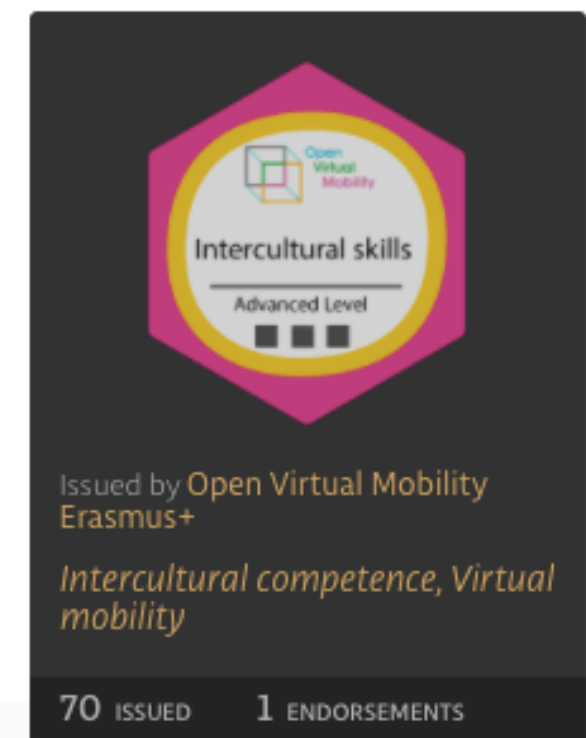
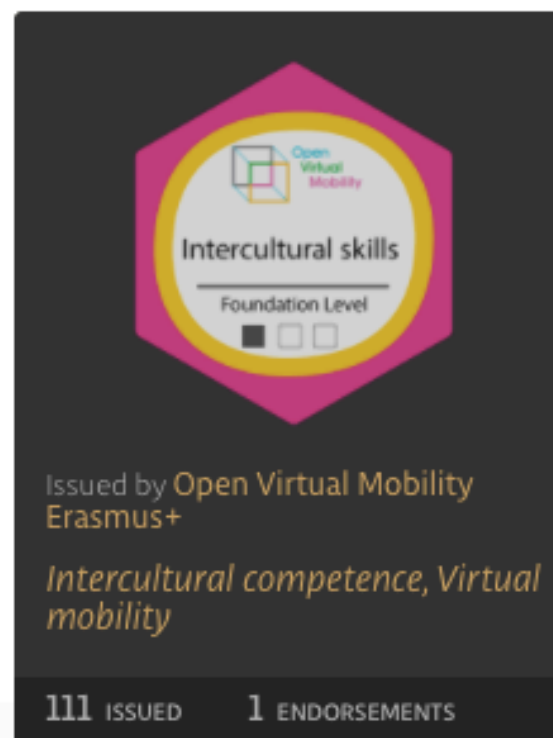
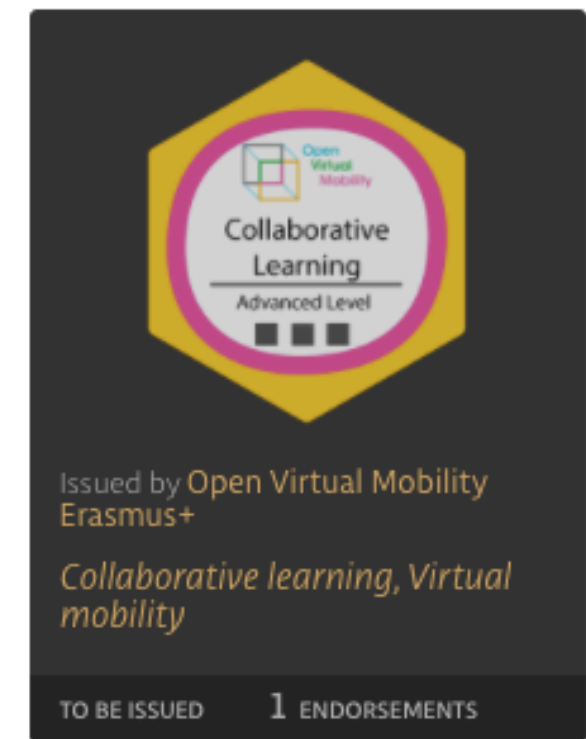
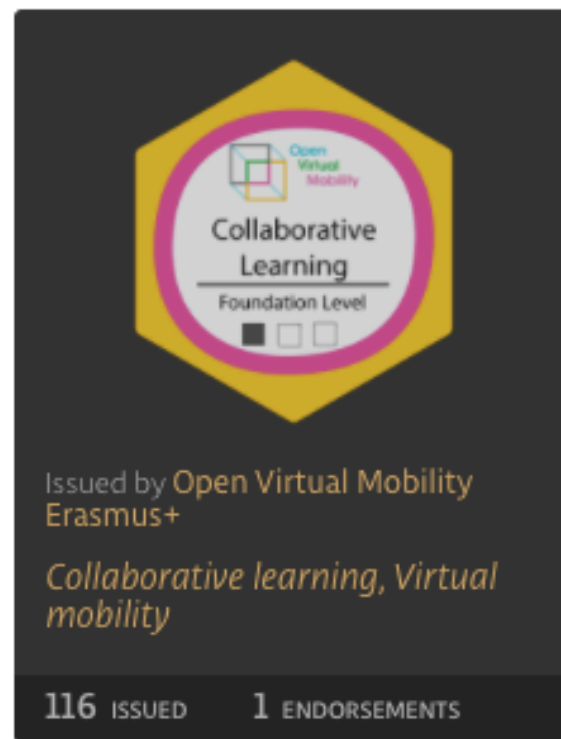
OpenVM Badges

Badge that can be earned in this course:



Users need to complete all the activities in this course, in order to earn this badge.

OPENVM BADGES ON BESTR



OPEN VIRTUAL MOBILITY BROCHURE



<https://www.openvirtualmobility.eu/learning-hub/4097-openvm-brochure/>



Ilona Buchem CC BY-SA 4.0



Thank you!

E-Mail: buchem@beuth-hochschule.de

Twitter: [@mediendidaktik](https://twitter.com/mediendidaktik) [@OpenVM_erasmus](https://twitter.com/OpenVM_erasmus)

Foto: DigitalMe