

# Open Virtual Mobility

## O4.A1.5 Guidelines for use of the E-Assessment Tool in different settings

<b>Output 4 - Activity O4.A1.5: Guidelines for use of the E-Assessment Tool in different settings</b>	
Document submission and review information	
Declared due date of deliverable	30/03/2019
Reviewed due date of deliverable	
Actual submission date	27/03/2019 (first draft)
Organisation name of lead contractor	UNIT/AUNEGE
Revision	0
Author and reviewer information	
Name of the author	Deborah Arnold
Affiliation of the author	UNIT/AUNEGE
Name of the reviewer	
Affiliation of the reviewer	UNIVERSITA DEGLI STUDI ROMA TRE

---

**Copyright licence:** This work is licensed under a Free Culture Licence [Creative Commons Attribution-ShareAlike 4.0 International License](#).

*The creation of these resources has been (partially) funded by the ERASMUS+ grant program of the European Union under grant no. **2017-1-DE01-KA203-003494**. Neither the European Commission nor the project's national funding agency DAAD are responsible for the content or liable for any losses or damage resulting of the use of these resources.*

## Imprint

**Imprint:** This publication is O4.A1.1 by the Open Virtual Mobility, URL: <http://stud.cm.upt.ro/tam/echipa4/> Erasmus+ strategic partnership founded by the European Commission 2017 - 2020 under **2017-1-DE01-KA203-003494**. This paper is a public document produced as part of Outcome O4-A1 “e-assessment concept” and aims to provide guidelines for the use of the OpenVM e-assessment tool in different settings.

## PDF download

A full-text PDF of this report is available as a free download from <http://openvirtualmobility.eu/>

## Suggested citation

Arnold, D. (2019). O4-A1.5: Guidelines for use of the E-Assessment Tool in different settings. Erasmus+ Open Virtual Mobility Project. Retrieved from <https://www.openvirtualmobility.eu>

## Corresponding author

Deborah Arnold [projets@aunege.fr](mailto:projets@aunege.fr)

---

# INDEX

<b>1. EXECUTIVE SUMMARY</b>	<b>4</b>
WHAT ARE THE OBJECTIVES COVERED IN THIS PAPER?	4
WHO IS THIS PAPER FOR?	4
WHAT TOPICS ARE ADDRESSED IN THIS PAPER?	4
CONTRIBUTORS	4
<b>2. AIMS AND SCOPE</b>	<b>5</b>
<b>3. GUIDELINES</b>	<b>5</b>
GUIDELINES FOR STUDENTS	5
GUIDELINES FOR EDUCATORS	5
GUIDELINES FOR INTERNATIONAL RELATIONS DEPARTMENTS	6
<b>4. STEP BY STEP GUIDE TO THE E-ASSESSMENT TOOL</b>	<b>7</b>
<b>5. CONCLUSION AND NEXT STEPS</b>	<b>10</b>

---

## 1. Executive summary

This paper is a public document produced as part of Outcome O4-A1 “e-assessment concept” of the Open Virtual Mobility Erasmus+ strategic partnership (2012-2020) and aims to provide guidelines for the use of the OpenVM e-assessment tool in different settings.

This publication represents the following milestone:

Milestone 1: O4-A1.5: Guidelines for use of the E-Assessment Tool in different settings.

### **What are the objectives covered in this paper?**

- Provide guidelines for the use of the OpenVM e-assessment tool in different settings.

### **Who is this paper for?**

- Students intending to follow Open Virtual Mobility courses, modules or MOOCs
- Educators
- International Relations and/or Student Mobility departments in Higher Education Institutions

### **What topics are addressed in this paper?**

- Contexts and use-cases for the VM competences e-assessment tool

### **Contributors**

G rard Casanova, UNIT/AUNEGe

---

# 1. Aims and Scope

The OpenVM e-assessment tool on Open Virtual Mobility skills can be used by a variety of stakeholders in different contexts. It can help learners assess their readiness for online study, whether offered by an institution from another country or on their own initiative, for example by following a MOOC. It can help educators think more deeply about how they prepare learners for such study, and also about how they take into account the needs of 'Virtual Exchange' students in their own online courses. And it can help International Relations and/or Student Mobility departments accompany students in preparing for online study abroad.

## 2. Guidelines

### Guidelines for students

Are you a student or learner intending to enroll on an online course offered by an institution from another country or on your own initiative, for example by following a MOOC? We call this 'Open Virtual Mobility', where you are immersed in a learning experience in a different cultural context wherever you are actually studying from. This can be very useful if you are working, or if you are unable to travel for reasons such as disability, family commitments or finances.

However, learning in an intercultural online environment is very different from traditional face to face classes and requires a specific set of skills and competences if you are to get the most out of such a rich experience.

Before enrolling, or when you start a course, we recommend you assess your own level of readiness for such study. You can do this by completing the Open VM self-Assessment.

To do so:

- Sign up on the Open VM learning hub: <https://hub.openvirtualmobility.eu/>
- Select Open Virtual Mobility self-assessment tool in the left-hand menu.
- Answer the different questions (see section 4 of these guidelines for more details)
- Reflect on your results and see which, if any, of the OpenVM skills you want to develop further
- Sign-up for one or several of the OpenVM miniMOOCs! If you complete the activities, you will obtain an Open Badge.
- Enjoy your Open Virtual Mobility experience!

### Guidelines for educators

Are you a teacher or a tutor on an online course or MOOC which has a diverse, international population of learners? Are you interested in providing the best possible intercultural experience for these learners?

If so, then you may wish to complete the OpenVM self-assessment yourself.

---

To do so:

- Sign up on the Open VM learning hub: <https://hub.openvirtualmobility.eu/>
- Select Open Virtual Mobility self-assessment tool in the left-hand menu.
- Answer the different questions (see section 4 of these guidelines for more details).
- Reflect on your results and see which, if any, of the OpenVM skills you want to develop further as an educator.
- Sign-up for one or several of the OpenVM miniMOOCs! If you complete the activities, you will obtain an Open Badge.

If you are an educator preparing students for Open Virtual Mobility, then the following section will also be relevant for you.

## Guidelines for International Relations departments

Do you work in an International Relations or Student Mobility department in higher education? Are you looking to widen the opportunities for students to experience international mobility, in particular those who may be excluded from physical mobility for a variety of reasons?

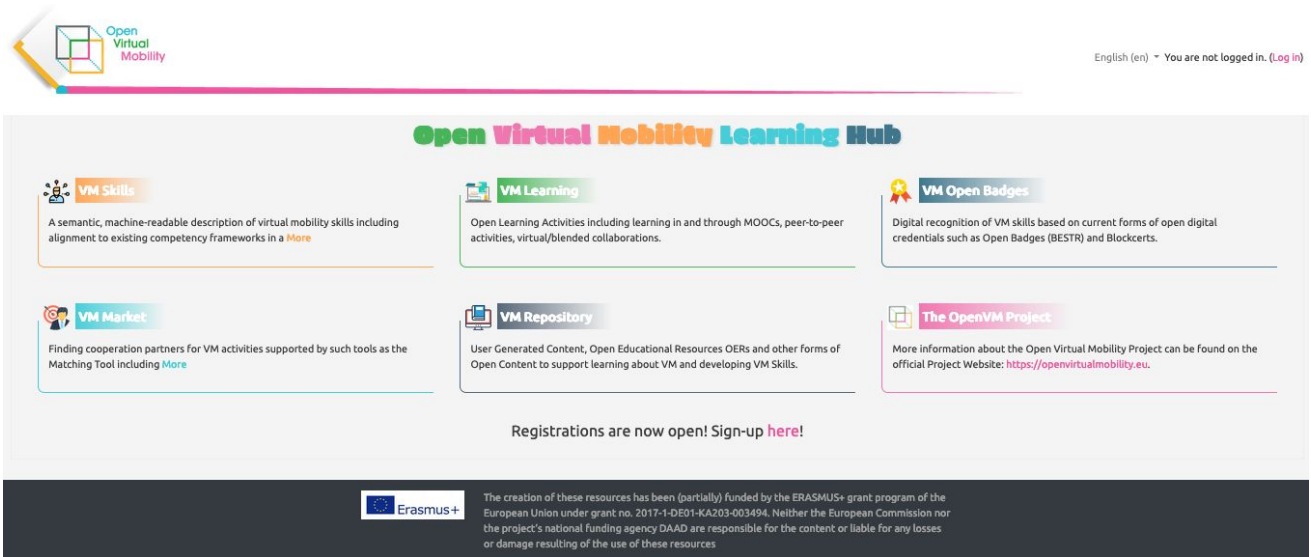
If so, you may wish to learn more about what Open Virtual Mobility can offer, by exploring the OpenVM website: <https://www.openvirtualmobility.eu/>

These resources will help you to advise students on the opportunities available and to support them in assessing their level of readiness for such learning, and accompany them in identifying the Open Virtual Mobility skills they master or might wish to improve, by completing the OpenVM self-assessment.

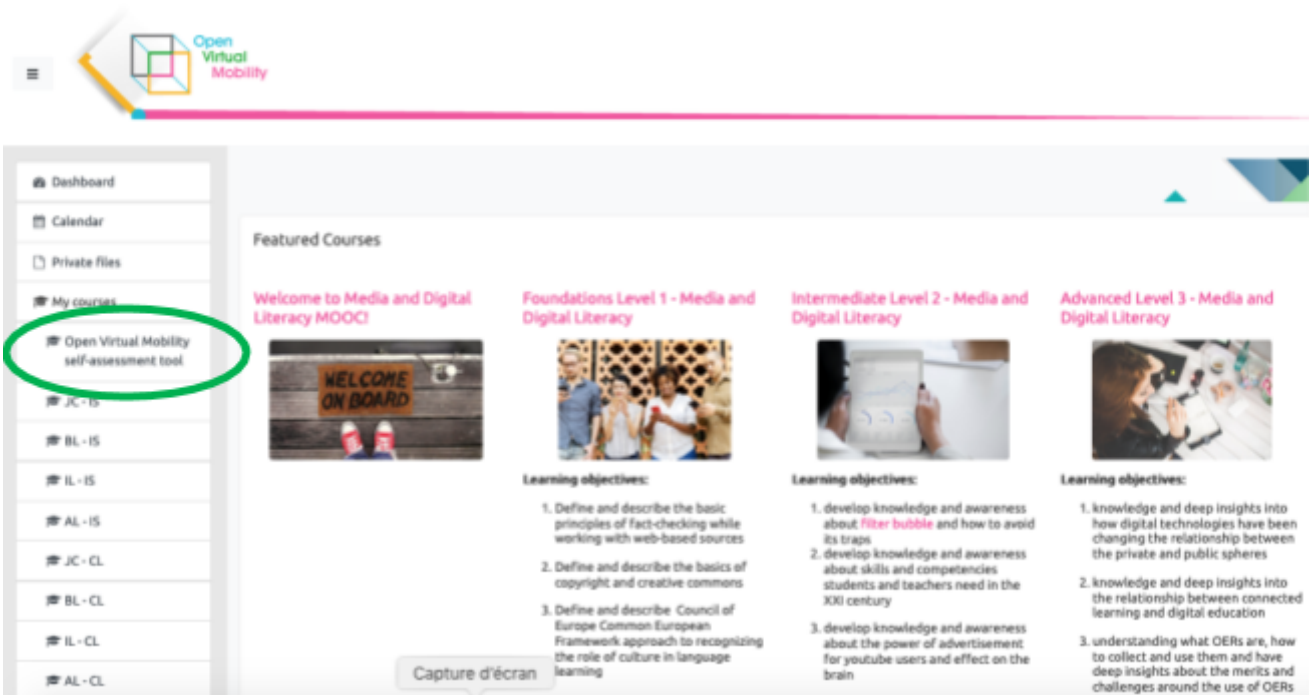
- Ask the student to sign up on the Open VM learning hub: <https://hub.openvirtualmobility.eu/>
- Once the student has completed the questionnaire (see section 4 of these guidelines for more details) you can reflect together on the results and see which, if any, of the OpenVM skills they want to develop further. To get a better picture, you may even choose to complete the self-assessment yourself.
- The student can then sign up for one or several of the OpenVM miniMOOCs and obtain an Open Badge for completing the activities.

### 3. Step by step guide to the e-assessment tool

Step 1: sign up on the Open VM learning hub: <https://hub.openvirtualmobility.eu/>



Step 2: Select Open Virtual Mobility self-assessment tool in the left-hand menu.



---

Step 3: On entering the tool, select the VM skill you want to evaluate:

### Self-assessment tool

- ✓ 1 - Intercultural skills and attitudes
- ✓ 2 - Interactive and collaborative learning in an authentic international environment
- ✓ 3 - Autonomy-driven learning
- ✓ 4 - Networked learning
- ✓ 5 - Media and digital literacy
- ✓ 6 - Active self-regulated learner skills
- ✓ 7 - Open mindedness
- ✓ 8 - Gaining knowledge of virtual mobility and open education

Step 4: Answer the statements (1 = strongly disagree and 4 = strongly agree) for each of the subskills within the overall skill you have chosen. For example:



## Intercultural skills and attitudes

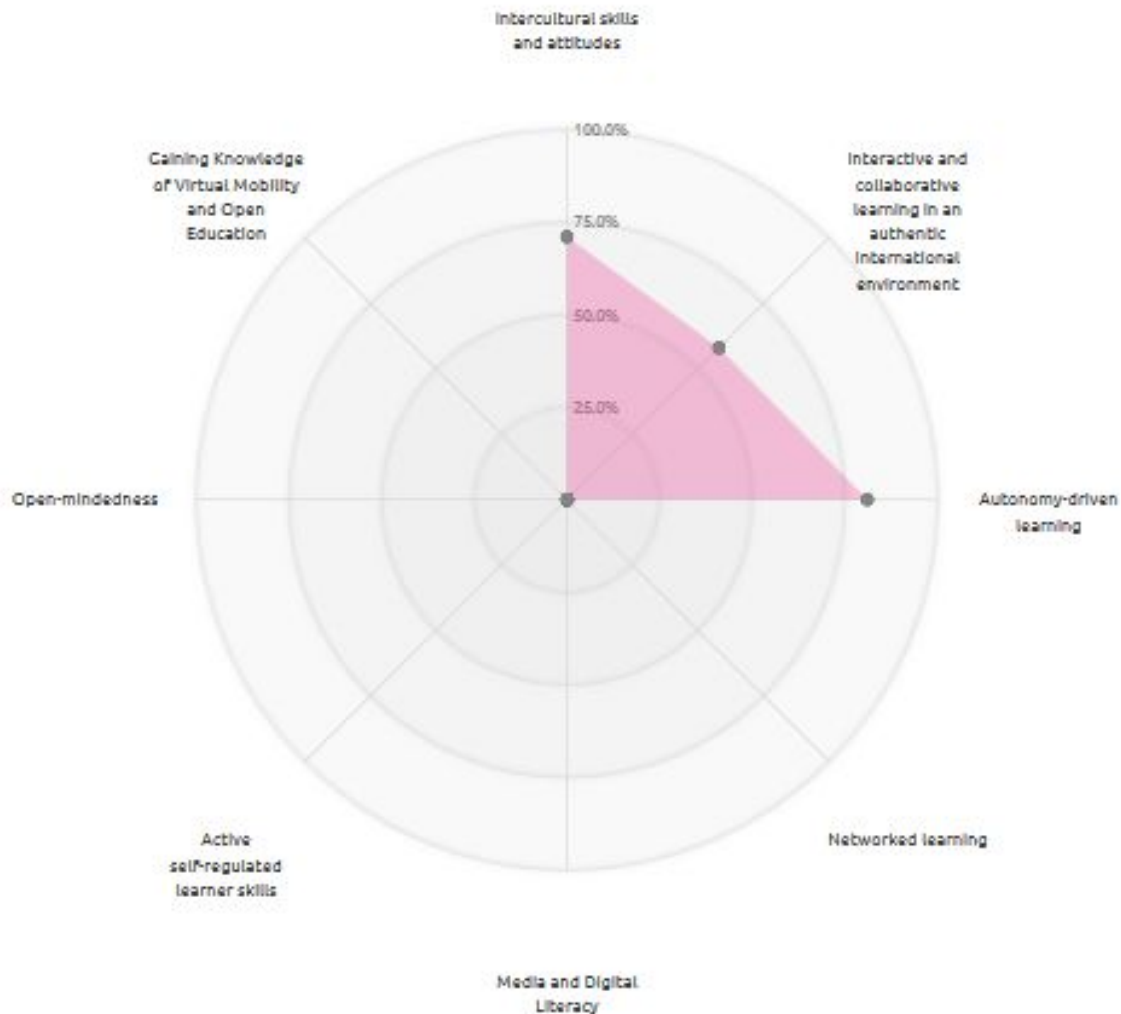
### Gaining cultural knowledge

<input checked="" type="checkbox"/> I am looking for information about the country I visit virtually or physically (climate, geography...)	<input type="radio"/> 1 <input type="radio"/> 2 <input type="radio"/> 3 <input checked="" type="radio"/> 4
<input checked="" type="checkbox"/> I read foreign newspapers (translated or not)	<input type="radio"/> 1 <input type="radio"/> 2 <input checked="" type="radio"/> 3 <input type="radio"/> 4
<input checked="" type="checkbox"/> I read books written by authors from another culture	<input type="radio"/> 1 <input type="radio"/> 2 <input type="radio"/> 3 <input checked="" type="radio"/> 4
<input checked="" type="checkbox"/> I watch foreign films	<input type="radio"/> 1 <input type="radio"/> 2 <input type="radio"/> 3 <input checked="" type="radio"/> 4
<input checked="" type="checkbox"/> I keep abreast of cultural trends in the countries I visit	<input type="radio"/> 1 <input type="radio"/> 2 <input type="radio"/> 3 <input checked="" type="radio"/> 4
<input checked="" type="checkbox"/> I keep abreast of educational practices in the different countries I visit	<input type="radio"/> 1 <input checked="" type="radio"/> 2 <input type="radio"/> 3 <input type="radio"/> 4

### Understanding cultural perspectives

<input checked="" type="checkbox"/> I understand and respect people with different cultural affinities	<input type="radio"/> 1 <input type="radio"/> 2 <input checked="" type="radio"/> 3 <input type="radio"/> 4
<input checked="" type="checkbox"/> I measure that culture influences behaviour and is an important factor to consider	<input type="radio"/> 1 <input type="radio"/> 2 <input checked="" type="radio"/> 3 <input type="radio"/> 4
<input checked="" type="checkbox"/> I know the main cultural factors influencing behaviour (religion, country, social class)	<input type="radio"/> 1 <input type="radio"/> 2 <input checked="" type="radio"/> 3 <input type="radio"/> 4

Step 5: Consult your results and see which areas you want to improve.



The results are displayed as a radar graph as the answers are completed.

This graph is updated progressively as the other sub-skill surveys are answered, so that you can have a simple overview of your strengths and areas for improvement.

---

## 4. Conclusion and next steps

This draft is written as an internal document for comment by partners. Once finalised, it can be adapted for inclusion as a stand-alone public document in the OpenVM hub and on the website. In this case it might be advisable to duplicate the step-by-step section for each of the three target groups: students, teachers and international relations departments, so that each can download a dedicated document. This will be done as soon as partners have provided feedback, as there may be other scenarios to add.